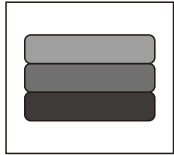
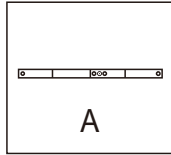


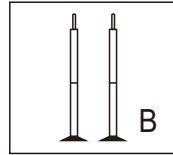
SET UP INSTRUCTION FOR PAT DLX



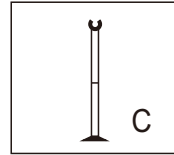
Flysheet



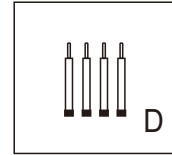
Steel Pole in the top x1pc



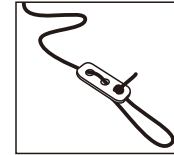
Steel Pole in the front and back x2pcs



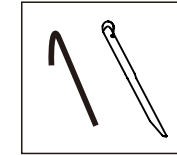
Steel Pole in the center x1pc



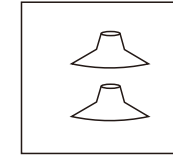
Steel Pole at the corners x4pcs



Guy Rope x26pcs



Pegs +5x21cm 8pcs
+21cm Corner Pegs 26pcs



Rain Hat x2pcs

