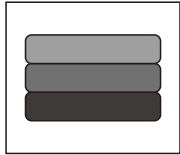
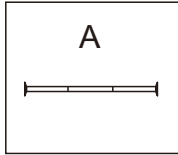


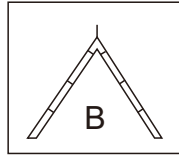
SET UP INSTRUCTION FOR 400 DLX



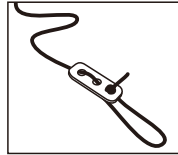
Flysheet



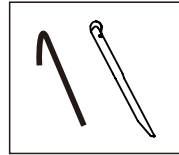
Steel Pole x1pc



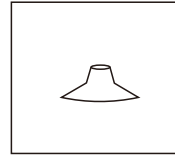
Door Pole x1pc



Guy Rope x13pcs



Pegs 5x21cm 14pcs
+21cm Corner Pegs 13pcs



Rain Hat x1pc

